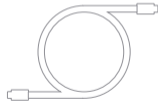
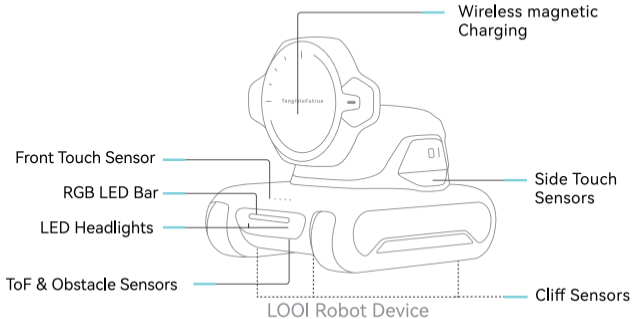


LOOI Robot

USER MANUAL

Include In The Box



USB-C Cable



Docking Ring

Specification

Product Name	LOOI Robot
Product Model	L-01
Dimensions	110*98*110mm
Weight	0.85lbs (385g)
Charging Input	5V = 2A/9V = 2A
Wireless Output	10W Max
Battery Type	Lithium Polymer Battery
Battery Capacity	6000mAh
Compatible OS	iOS / Android
Endurance	5 hours continuous use (30 days standby time)

LED Lights



Start Charging

GREEN Light Flashing Rapidly



Low Power

RED Light Flashing Rapidly



Pairing

YELLOW Light Flashing Rapidly



Awake

WHITE Light Flashing Rapidly



Working Mode

CYAN Light Steady On

Quick Start Guide



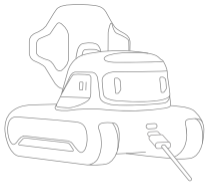
Download on the
App Store



GET IT ON
Google Play

- ① Scan the QR code with your mobile phone to download the LOOI App.

Or visit www.looirobot.com/pages/app-download to download.



- ② Activate the LOOI Robot: For first-time use, please connect LOOI to a power source to activate it.

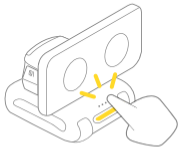
Please use a USB-C charging adapter that supports 5V $\overline{\text{=}}$ 2A/9V $\overline{\text{=}}$ 2A. The charging adapter is not included with this product.



LOOI



- ③ After successfully registering and logging into your account in the LOOI App, proceed to the beginner's tutorial section.



- ④ Press and hold the front touch button for 2 seconds until the yellow light flashes rapidly. Once successfully paired, start your fun journey with LOOI!

If you have any questions about usage, please visit www.looirobot.com/pages/guides to view the tutorials and user guides.

Yellow Light Flashing Rapidly

Fun to play with LOOI



“Hey! LOOI”

LOOI is powered by cutting-edge AI with a natural language model. This smart and sassy little buddy can understand what you say and responds with its own unique flair.



Eyes Wide Open

With the LOOI APP, LOOI uses your phone's camera to explore this amazing world, and most importantly, to recognize and remember you.



Your Adorable Bionic Pet

LOOI's rich array of expressions and actions will keep you guessing about its next move. Dive into the quirky ideas brewing in LOOI's little head!



Your Desktop Buddy

- 10W wireless charging
- Tracking Camera
- Motion Sensing mini-games

There's a whole world of fun waiting for you to explore with LOOI !

Caution

Before setting up or using the LOOI Robot, please read the following safety warnings. If this product will be used by minors, guardians should read and explain these instructions to them. Failure to do so may result in injury.

In these instructions, you'll see symbols like ⚠ followed by "Warning" or "Caution". These terms indicate different levels of risk as described below. Please read and understand these terms and the information that follows them before using the LOOI Robot.

! Warning

Indicates that improper use of the LOOI Robot may lead to serious personal injury.

! Caution

Indicates that improper use of the LOOI Robot may cause personal injury or damage to the device, components, or your phone.

⚠ Warning - Safe Usage

1. The LOOI Robot is an ELECTRICALLY OPERATED PRODUCT, is not suitable for children under 3 years old and is not recommended for children under 8 years old.
2. As with all ELECTRICALLY OPERATED PRODUCTS, precautions should be taken during operation and use to prevent electric shock.
3. LOOI Robot may contain small parts that could pose a choking hazard to young children. Keep these parts out of reach of young children.
4. Batteries should only be charged by adults.
5. Long cable. Strangulation hazard!
6. Do not insert fingers into the gaps in areas such as the tracks and neck to prevent pinching injuries.

⚠ Warning - Battery and Wireless Charging Safety

1. The LOOI Robot contains a rechargeable lithium-ion battery. Leakage of battery contents, or combustion products of the contents, can cause personal injury and system damage.
2. If battery leakage occurs, avoid skin contact. In case of contact, wash thoroughly with soap and water. If the fluid gets into your eyes, rinse immediately with water and seek medical attention.

3. To avoid battery leakage:
 - Do not subject the battery to excessive physical shock, vibration, or liquid immersion.
 - Do not disassemble, attempt to repair, or deform the battery.
 - Do not dispose of the LOOI Robot in fire.

! Warning - Radio Frequency Interference

1. The LOOI Robot may emit radio waves that affect the operation of nearby electronic devices, including pacemakers.
2. Do not operate the LOOI Robot within 22 centimeters of a pacemaker.
3. If you have a pacemaker or other implanted medical device, do not use the LOOI Robot without first consulting your doctor or the device manufacturer.

! Caution - Battery and Wireless Charging Precautions

1. Please use an adapter with an output of 5V/2A (10W) or higher to charge the LOOI Robot.
2. Wireless chargers make charging more convenient than wired chargers, but confined by current wireless technology, their charging speed is slower than that of wired chargers.
3. High temperatures will reduce charging speed and restrict power, which is something that happens to all wireless chargers. It is recommended that you charge your device in environments with temperatures below 25°C / 77°F.

- Both the protective phone case and the position of your device on the wireless charger will affect the charging speed.
- The farther it is placed from the center of the wireless charger, the slower the charging speed will be.
- When charging a device, the product may feel warm. This is a normal operating condition and should not be a cause of concern.
- In normal conditions, the battery performance will decline over several years.



! Caution - LOOI Robot Care and Maintenance

- Please do not allow the LOOI robot to move freely on the desktop without supervision, as it may cause the LOOI device, mobile phone, or other items on the desktop to fall and get damaged.

2. Do not disassemble or attempt to repair the LOOI Robot or its components, as this may cause damage. For service or repairs, contact qualified personnel. Incorrect reassembly may result in fire or injury risk.
3. Do not store the LOOI Robot in damp places, on the floor, or anywhere that might expose it to moisture, dirt, dust, lint, or other debris.
4. Avoid exposing the LOOI Robot to extreme heat or cold, and do not leave it in direct sunlight for extended periods.
5. Do not use harsh chemicals or cleaners to clean this product.
6. Do not drop, strike, or otherwise abuse the LOOI Robot or its components. Doing so may damage its delicate parts.
7. The LOOI Robot cannot recognize transparent, black, or dark-colored surfaces. It is not recommended to use the LOOI Robot on these surfaces to prevent malfunction or the risk of falling.
8. Ensure that the magnetic strength of the MagSafe phone case or non-official magnetic ring is sufficient to securely hold the phone, preventing potential drops and damage.
9. Make sure the back of your phone or phone case is clean and free of obstructions, and that the thickness of the phone case complies with the manufacturer's requirements for wireless charging.
10. Please ensure the charger is properly connected during charging.
11. Do not spill liquids on the LOOI Robot. If liquids get inside, do not charge the robot. Contact customer service for further instructions.

Disclaimer

By using this LOOI Robot product, you acknowledge that you have carefully read, understood, and accepted all the terms and contents of this disclaimer and cautions guidelines. You also agree to the terms and policies outlined at www.looirobot.com/pages/privacy-policy. You commit to using this product correctly, in appropriate environments, and for legitimate purposes only, and you accept full responsibility for your use of the product and any consequences that may arise. You agree to comply with these terms, including cautions and related terms, policies, and guidelines. TangibleFuture assumes no responsibility for any financial loss or personal injury resulting from improper use of the product or failure to follow the safety guidelines.

TangibleFuture is not responsible for your use of third-party content or any content or functionality within third-party content accessed through LOOI Robot. You are required to adhere to all recommendations and guidelines associated with such third-party software. Your rights and obligations related to the use and access of third-party content are exclusively governed by your agreements with those providers.

When using the LOOI Robot, you must also comply with any warnings and guidelines provided by your phone manufacturer regarding phone usage.

Warranty Policy

Warranty Information

- This product is manufactured under strict quality control.
- Under normal use, we offer a comprehensive one-year warranty from the date of purchase. During the warranty period, non-human-induced quality issues can be repaired free of charge.
- The warranty covers any repairs for non-human-induced issues and provides customer service and expert guidance and assistance during the warranty period.
- The warranty period will follow the consumer laws of the purchase country.
- Please keep this warranty card safe and avoid any alterations or tampering. For any inquiries, please contact us at: service@looirobot.com

Exclusions from Warranty

- Beyond the warranty period.
- Unauthorized disassembly of the LOOI Robot product.
- Damage caused by unavoidable events such as fire, flood, or lightning strikes.
- Reselling your LOOI Robot product.


- Damage caused by human actions, such as physical damage or liquid intrusion.
- Non-compliant use of the product in violation of any laws or agreements with us.
- Other failures and damages not related to the product itself, manufacturing, or quality issues.

Warranty Card

User Name:	Product S/N:
Phone Number:	Date of Purchase:
E-mail:	Purchase Platforms:
Address:	

To learn more visit looirobot.com

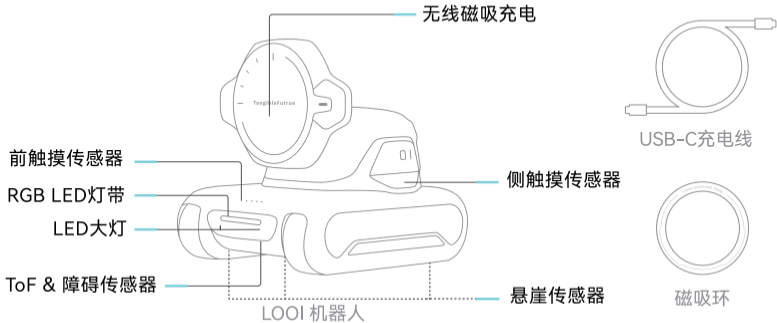
TangibleFuture CO.,LTD.



LOOI Robot

用户使用手册

包装内容



规格参数

产品名称	LOOI 机器人
产品型号	L-01
尺寸	110*98*110毫米
重量	385克
充电输入功率	5V = 2A/9V = 2A
无线充电输出功率	最大10W
电池类型	锂聚合物电池
电池容量	6000毫安时
适配系统	iOS / 安卓
续航	持续使用5小时 (待机可持续30天)

LED 灯效



开始充电
绿光 快速闪烁



低电
红光 快速闪烁



配对中
黄光 快速闪烁



已唤醒
白光 快速闪烁



工作模式
青光 常亮

快速上手



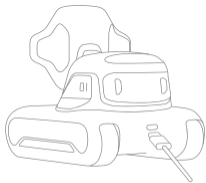
Download on the
App Store



GET IT ON
Google Play

① 使用手机扫描二维码下载 LOOI App

或登录www.looirobot.com/pages/app-download进行下载



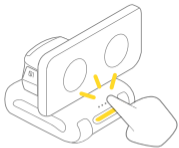
② 激活LOOI机器人：首次使用时，请先为LOOI连接电源激活它
请使用支持5V=2A/9V=2A的USB-C充电适配器，充电适配器不在
本产品包含内



LOOI



③ 在LOOI App内成功注册并登录账号后，进入新手教程环节



黄光 快速闪烁

④ 长按前触摸按钮2秒直至出现黄光快速闪烁，成功配对后，开始你和LOOI的乐趣之旅吧！

如有使用疑惑可登录www.looirobot.com/pages/guides查看使用教学与操作指南

开始玩吧



“嘿! LOOI”

LOOI拥有自然语言大模型支持的人工智能，聪明伶俐的LOOI可以理解你所说的话，并充满个性地回应你



大眼看世界

搭配LOOI APP，LOOI可以通过手机摄像头看见并理解这个精彩纷呈的世界，更重要的是认识与记住你



仿生萌宠

超丰富的表情与行为让你时常摸不透LOOI下一步会做什么，快快挖掘LOOI的小脑袋里面还有什么奇妙主意



桌面好伙伴

- 无线快充底座
- 追踪相机
- 体感小游戏

还有更多乐趣等你与LOOI一起探索!

安全须知

在设置或使用LOOI机器人前，请阅读以下警告内容。如果本产品将由未成年人使用，监护人应阅读并向他们解释这些说明。否则可能会造成伤害。

在这些说明中，您将看到符号⚠后面是“警告”、“警示”。这些词汇含义的程度不同，如下所述。在使用LOOI机器人之前，请阅读并理解这些词汇以及它们后面出现的信息

! 警告：警告您不正确使用LOOI机器人可能导致严重的人身伤害。

! 警示：警示您不正确使用LOOI机器人可能导致人身伤害或设备、组件、手机等损坏。

! 警告-使用安全

1. LOOI机器人为电动产品，不适合3岁以下儿童使用，不建议8岁以下儿童使用。与所有电动产品一样，应谨防任何可能导致触电的错误行为。
2. LOOI可能含有小零件，可能对幼儿造成窒息危险。请将这些零件放在幼儿接触不到的地方。

3. 电池仅限由成人充电。
4. 充电线较长。存在勒颈危险!
5. 请将手指伸进履带与脖子等部位的缝隙内，避免夹伤。

! 警告-电池与无线充电安全

1. LOOI机器人包含可充电锂离子电池。电池中所含成分的泄漏，或成分的燃烧产物，可能会导致人身伤害以及系统的损坏。
2. 如果发生电池泄漏，请避免与皮肤接触。如果发生接触，立即用肥皂和水彻底清洗。如果电池泄漏的液体接触到您的眼睛，请立即用水彻底冲洗并就医。
3. 避免电池泄漏：
 - 请勿让电池受到过度的物理冲击、振动或液体浸泡。
 - 请勿自行拆卸、尝试修理电池或使电池变形。
 - 请勿将LOOI机器人丢弃在火中。

! 警告-射频干扰

1. LOOI机器人可能发射无线电波，影响附近电子设备的运行，包括心脏起搏器。
2. 请勿在距离起搏器22厘米的范围内操作LOOI机器人。
3. 如果您有起搏器或其他植入医疗设备，在未事先咨询医生或医疗设备制造商的情况下，请勿使用LOOI机器人。

! 警示-电池与无线充电注意事项

1. 请勿使用输出功率在 5V/2A (10W) 以下的适配器为LOOI机器人充电。
2. 无线充电器比有线充电器更加便捷。但受到当前无线技术的限制，充电速度要慢于有线充电器。
3. 高温会降低充电速度，而且会限制功率，这是所有无线充电器都会出现的问题。建议在温度低于 25° C / 77° F 的环境中为手机设备充电。
4. 手机保护壳和设备在无线充电器上的位置都会影响充电速度。
5. 离无线充电器的中心越远，充电速度越慢。
6. 充电时，本产品可能会发热。这是正常现象，无需担心。

7. 在正常使用情况下，电池性能会在几年内逐渐下降。



！ 警示-LOOI机器人注意事项与维护

1. 请勿在无人照看时，允许LOOI机器人在桌面上自由活动，否则将可能造成LOOI设备、手机或桌面其他物品的跌落损坏。
2. 请勿自行拆卸或尝试维修LOOI机器人、组件，这样有可能使它们损坏。本产品如需服务或维修，请找合格的修理人员。重新组装不正确可能会导致火灾或人员受伤风险。
3. 请勿将LOOI机器人存放在潮湿的地方、地板上或任何可能接触水分、污物、灰尘、棉绒或其他异物的地方。

4. 请勿将LOOI机器人置于极热、极冷环境中，请勿长时间暴露在阳光直射下。
5. 请勿使用有害化学品或清洁剂清洁本产品。
6. 请勿掉落、撞击或以其他方式滥用LOOI机器人、组件。这样做可能会损坏LOOI机器人的精密部件。
7. LOOI机器人无法识别透明、黑色及深色桌面，不建议在以上桌面使用LOOI机器人，以避免LOOI机器人无法正常使用或跌落风险。
8. 请确保您使用的Magsafe手机壳或第三方磁吸环的磁力强度充足，以避免手机吸附不牢导致的手机跌落与损坏。
9. 请确保您使用的手机或手机壳背面洁净无异物干扰，且确保手机壳厚度符合该手机厂商对于无线充电的要求，否则将可能影响无线充电。
10. 请在充电时正确地连接充电器。
11. 请勿将液体溅到LOOI机器人上。如果液体进入LOOI机器人，则请勿给LOOI机器人充电，并联系客服咨询进一步指示。

免责声明

使用本LOOI机器人产品时，即视为您已经仔细阅读免责声明与注意事项，理解、认可和接受本免责声明及安全须知全部条款及内容，且同意www.looirobot.com/pages/privacy-policy内的条款和政策。您承诺仅会在恰当的环境中、以正当目的，正确使用本产品，您承诺对使用本产品以及可能带来的后果负全部责任。您同意及遵守本条款包括安全须知等内容以及相关条款、政策和指引，否则如您对产品使用不当或违反安全须知的指示，造成的财务损失或人身伤害等情形，TangibleFuture不对此负任何责任。

请注意，您通过LOOI机器人使用第三方提供的产品、服务、应用等（简称“第三方内容”），需遵守该第三方的相关政策、规定、协议等。如前述第三方的政策、规定、协议等与本免责声明、安全须知等内容存在冲突，以本免责声明、安全须知等内容为准。在任何情况下，TangibleFuture均不应被认为是第三方内容的许可方，不就第三方内容作出任何声明或担保，或对第三方内容所包含的任何内容或功能承担任何责任或义务。

在使用LOOI机器人时，您还需要遵守手机制造商要求的相关手机使用指南与警告。

■ 保修政策

保修说明

- 本产品于严格的质量管控下生产；
- 正常使用情况下，我们提供自购买之日起为期一年的全面保修服务，保修期内非人为的质量问题可以免费维修；
- 保修涵盖任何非人为引起的维修，并在保修期内为您提供客服与专家指导和协助。
- 保修期限将遵循产品购买所在国家的消费者法律。
- 请妥善保管此保修卡，避免涂抹与篡改。如有疑问可联系邮箱：service@looirobot.com

保修以外说明

- 超过保修期的期限；
- 自行拆装LOOI机器人产品；
- 火灾、洪灾或雷击等不可抗拒因素造成的损坏；
- 转售您的LOOI机器人产品；
- 人为原因造成的损坏：如物理损坏或进液等；

- 违反任何法律，或不符合上述安全须知要求的情况下使用本产品；
- 其他非产品本身、制造、质量等问题而导致的故障和损坏。

■ 保修卡

用户名:	产品序列号 (S/N) :
手机号码:	购买日期:
电子邮箱:	购买平台:
收货地址:	

了解更多LOOI的信息欢迎访问 looirobot.com

可触未来科技有限公司